

Name: _____

Class: _____

Roll. no. _____

CLASS: IX (2026-2027)
HOLIDAY HOMEWORK

Ch-1 How I Taught My Grandmother to Read
MCQs (1–8)

1. Why did the grandmother insist on learning the Kannada alphabet despite her old age?

- a) She wanted to impress her neighbours
- b) She wished to read religious books independently
- c) She was ashamed of being dependent on others for reading
- d) She wanted to become a teacher

2. What does the narrator's grandmother symbolize in the story?

- a) The decline of traditional values
- b) The struggle between generations
- c) Determination and the desire for self-reliance
- d) The importance of wealth in society

3. Why did the grandmother cry when the narrator returned from the wedding?

- a) She was lonely without the narrator
- b) She could not continue reading the serial independently
- c) She was upset about missing the festival
- d) She had fallen seriously ill

4. Which statement best reflects the narrator's feelings when her grandmother touched her feet?

- a) She considered it a funny gesture
- b) She felt proud of her own intelligence
- c) She was emotionally overwhelmed and surprised
- d) She thought it was unnecessary and dramatic

5. The grandmother fixed Dassara as the deadline for learning because:

- a) schools reopened after the festival
- b) she considered it an auspicious occasion for new beginnings
- c) the narrator would leave the village after Dassara
- d) the magazine serial would end during the festival

6. The story Kashi Yatre mainly attracted the grandmother because it:

- a) contained humorous village incidents
- b) mirrored emotional sacrifice and devotion
- c) criticized traditional customs
- d) was written in difficult literary Kannada

7. Which of the following best explains the title How I Taught My Grandmother to Read?

- a) It focuses only on literacy lessons
- b) It highlights the reversal of traditional teacher-student roles
- c) It emphasizes the narrator's academic brilliance
- d) It criticizes elderly people for remaining uneducated

8. Which theme is most effectively conveyed through the grandmother's transformation?

- a) Education gives social status only
- b) Old age prevents meaningful learning
- c) Literacy empowers individuals with dignity and independence
- d) Reading fiction is more important than formal education

Chapter 2 – Bharat Our Land (Poem)

MCQs (9–15)

9. The poet's repeated use of "ours" primarily creates a feeling of:

- a) jealousy
- b) fear
- c) collective pride and belonging
- d) sadness about the past

10. Why does the poet refer to the Ganga as "generous"?

- a) It supports life and civilization selflessly
- b) It changes its direction frequently
- c) It flows only through holy places
- d) It protects the Himalayas from erosion

11. The mention of "Upanishads" in the poem emphasizes India's:

- a) industrial achievements
- b) spiritual wisdom and philosophical heritage
- c) military strength
- d) economic prosperity

12. Which literary device is used in the line "let's praise her"?

- a) Metaphor
- b) Personification
- c) Simile
- d) Irony

13. The phrase "many a sage has sanctified this land" suggests that India:

- a) is famous only for religion
- b) has been spiritually enriched by wise individuals
- c) values saints more than common people
- d) was ruled entirely by sages

14. Why are warriors and sages mentioned together in the poem?

- a) To contrast violence and peace
- b) To show India's balance of courage and wisdom

- c) To criticize ancient traditions
- d) To compare rulers with philosophers

15. Which statement best summarizes the central idea of the poem?

- a) India's greatness lies only in its geography
- b) India is superior because of its military victories
- c) India's natural beauty, spirituality, wisdom, and culture make it unique
- d) Ancient traditions are more valuable than modern ideas

Tenses MCQs (16–27)

16. By the time we reached the theatre, the movie _____.

- a) started
- b) has started
- c) had started
- d) starts

17. She _____ in Delhi since her childhood.

- a) lived
- b) has been living
- c) is living
- d) had lived

18. While the teacher _____ the lesson, the students were taking notes.

- a) explained
- b) was explaining
- c) explains
- d) had explained

19. I _____ this novel twice already.

- a) read
- b) have read
- c) had read
- d) am reading

20. Look! The children _____ in the rain.

- a) played
- b) have played
- c) are playing
- d) had played

21. He usually _____ tea before going to school.

- a) drink
- b) drinks
- c) drank
- d) is drinking

22. They _____ for two hours when the bus finally arrived.

- a) waited
- b) had been waiting
- c) are waiting
- d) wait

23. If you study sincerely, you _____ the examination.

- a) passed
- b) pass
- c) will pass
- d) had passed

24. When I entered the hall, the chief guest _____ the speech.

- a) delivered
- b) was delivering
- c) have delivered
- d) had delivered

25. At this time tomorrow, we _____ to Jaipur.

- a) will travel
- b) travelled
- c) will be travelling
- d) travel

26. The students _____ their homework before the teacher asked for it.

- a) completed
- b) had completed
- c) complete
- d) have completed

27. She _____ dinner when the lights went out.

- a) cooks
- b) cooked
- c) was cooking
- d) has cooked

Modals MCQs (28–40)

28. You _____ obey the traffic rules while driving.

- a) may
- b) might
- c) must
- d) can

29. _____ you please pass me the salt?

- a) Shall
- b) Could

- c) Must
- d) Need

30. He _____ be at home; his car is parked outside.

- a) shall
- b) can
- c) must
- d) ought

31. Students _____ wear uniforms in the school premises.

- a) may
- b) must
- c) could
- d) would

32. She _____ solve difficult problems when she was only ten years old.

- a) may
- b) can
- c) could
- d) shall

33. We _____ respect our teachers and parents.

- a) should
- b) would
- c) dare
- d) need

34. You _____ take an umbrella; the sky looks cloudy.

- a) should
- b) shall
- c) need
- d) ought not

35. _____ I borrow your notebook for a day?

- a) Must
- b) May
- c) Shall
- d) Ought

36. The patient _____ take complete rest after the surgery.

- a) can
- b) may
- c) must
- d) could

37. If you had informed me earlier, I _____ have helped you.

- a) can
- b) could

- c) must
- d) ought

38. The roads are wet; it _____ have rained last night.

- a) should
- b) may
- c) must
- d) need

39. You _____ enter the laboratory without permission.

- a) must not
- b) should
- c) can
- d) would

40. He worked sincerely, so he _____ succeeded in life.

- a) had
- b) may
- c) need
- d) dare

हिंदी ग्रीष्मावकाश गृह कार्य (2026-2027)

कक्षा - 9

प्रश्न - 1 प्रेमचंद जी द्वारा लिखित कुछ प्रसिद्ध कहानियों को पढ़ें व उनमें से अपनी पसंद की किसी एक कहानी का सारांश अपने शब्दों में लिखें ।

प्रश्न - 2 मध्यकाल (भक्ति काल) के कवि रैदास, तुलसीदास के जीवन परिचय , काव्यगत विशेषताओं व उनकी कृतियों का सचित्र वर्णन करें । (परियोजना कार्य)

प्रश्न - 3 'विश्व पर मंडराता तीसरा विश्व युद्ध का खतरा' इस विषय पर दो मित्रों के मध्य हुए संभावित संवाद को लिखें ।

प्रश्न - 4 राजा जनक की सभा में शिव धनुष के टूटने पर परशुराम , लक्ष्मण व राम के बीच हुए संभावित संवाद को लिखें ।

प्रश्न - 5 निम्न चित्रों पर 80 - 100 शब्दों में अपने विचार लिखें -



चित्र 11.10: ध्वनि प्रदूषण



उपरोक्त दिया गया गृह-कार्य ए-4 साइज़ शीट पर करें।

CLASS IX MATHS HOLIDAY HOMEWORK(2026-27)

Dear Students,

Mathematics is not just about numbers, formulas, and calculations — it is a way of thinking, exploring, and understanding the world around us. Every problem solved helps build confidence, creativity, and logical reasoning.

Summer vacations are a perfect time to relax, refresh, and also learn something new in a fun way. Keeping this spirit in mind, the Mathematics Holiday Homework has been thoughtfully designed to make learning enjoyable, meaningful, and activity-based.

These activities will help you strengthen your concepts, improve problem-solving skills, and discover how Mathematics connects with everyday life. So, complete each task with curiosity, creativity, and enthusiasm.

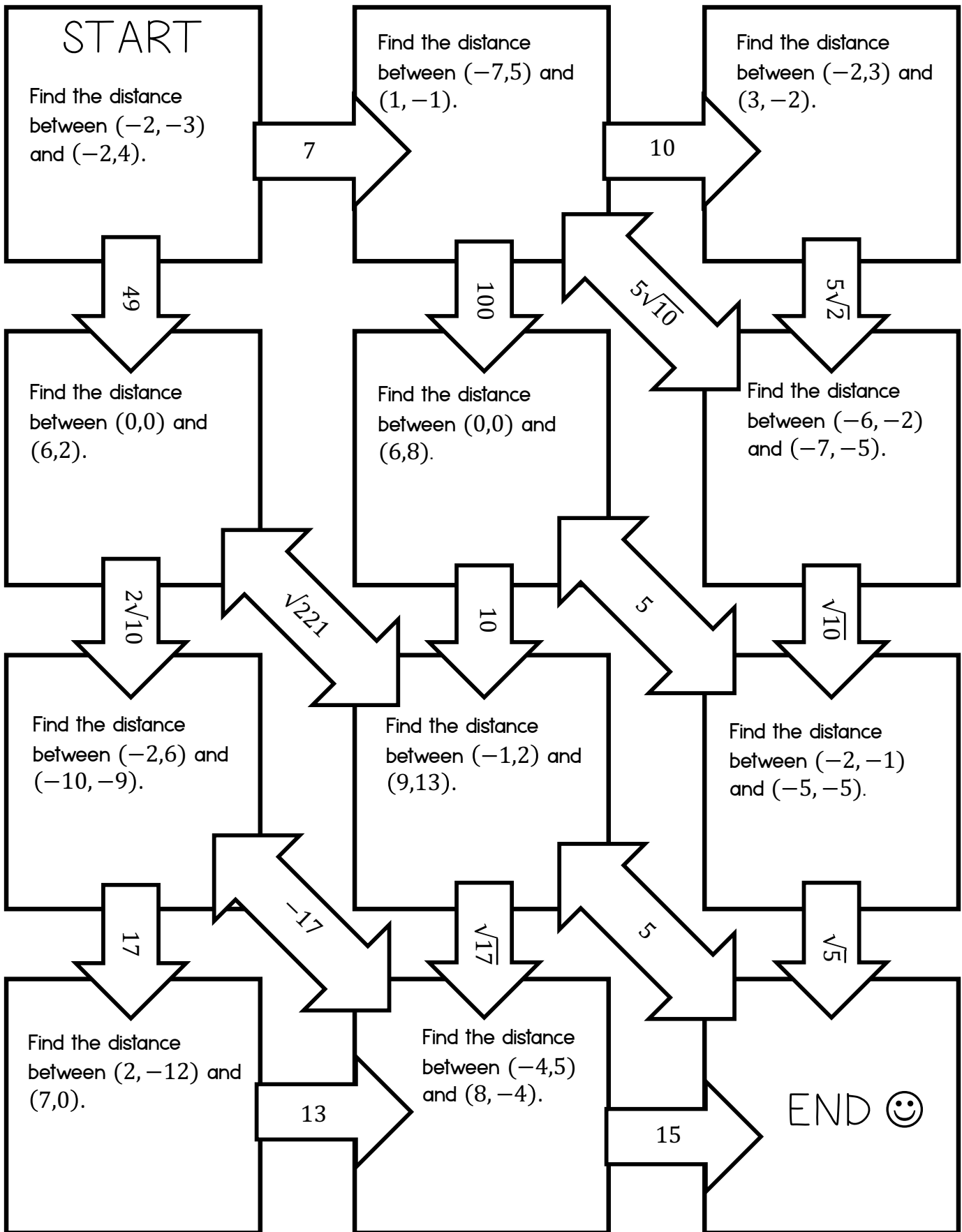
Remember:

“Mathematics gives us hope that every problem has a solution.”

Wishing you a joyful, productive, and fun-filled vacation!

Using Distance Formula

Directions: Find your way from START to END by finding the distance between the two given points.



8

7

6




5

4

3

2

1



1

2

3

4

5

6

7

8

9

10

Distance Formula $\sqrt{(x_2-x_1)^2 + (y_2-y_1)^2}$

Midpoint Formula

$$M : \left(\frac{x_2 + x_1}{2}, \frac{y_2 + y_1}{2} \right)$$

1. Use the midpoint formula to find the midpoint between the car and the bicycle?
2. Use the distance formula to find the distance between the apple and water bottle?
3. Use the midpoint formula to find the midpoint between the banana and the orange?
4. Use the midpoint formula to find the midpoint between the pineapple and the banana?
5. Use the distance formula to find the distance between the car and the airplane?
6. Use the midpoint formula to find the midpoint between the baseball and the basketball?
7. Use the distance formula to find the distance between the sun and the cloud?

COORDINATE GEOMETRY PRACTICE

Plot and join the coordinates of each shape individually. When you are finished one LINE, move on to the next one. For best results, use a ruler and be as organized as possible!

LINE A
 (-10.5, 0.5)
 (-10.5, 2)
 (-9, 4)
 (-6.5, 5)
 (-5.5, 5)
 (-3, 6.5)
 (-3, 6)
 (-3.5, 4.5)

LINE B
 (-6.5, -3)
 (-6, -4.5)
 (-5, -5)
 (-4, -5)
 (-1.5, -4.5)

LINE C
 (-1, 6.5)
 (0, 6.5)

LINE D
 (4, -9)
 (5.5, -6)
 (6, -4)

LINE E
 (9.5, 0.5)
 (9.5, 2)
 (8, 4)
 (5.5, 5)
 (4.5, 5)
 (2, 6.5)
 (2, 6)
 (2.5, 4.5)

LINE F
 (-7.5, -9)
 (-8, -7)
 (-8.5, -5.5)
 (-8, -5)
 (-7, -4)

LINE G
 (9.5, -9)
 (10.5, -7)
 (11, -6.5)
 (11, -5.5)
 (10.5, -5)
 (10, -4)
 (9.5, -3.5)

LINE H
 (-2.5, 8)
 (-2, 8)
 (-1, 7.5)
 (-0.5, 7)
 (0, 7.5)
 (1, 8)
 (1.5, 8)
 (1, 7)

LINE I
 (1, 9.5)
 (0, 8.5)
 (1, 8.5)
 (1, 9)
 (0, 8.5)
 (-0.5, 9)
 (-1, 10)

LINE J
 (6.5, -9)
 (7, -7)
 (7.5, -5.5)
 (7, -5)
 (6, -4)
 (5.5, -3)
 (5.5, -1)
 (6, 0)

LINE K
 (-11, -4)
 (-11, -1)
 (-10.5, 0.5)
 (-10, 0)

LINE L
 (5, 4.5)
 (3, 3)
 (0, 3)

LINE M
 (-10.5, -9)
 (-11.5, -7)
 (-12, -6.5)
 (-12, -5.5)
 (-11.5, -5)
 (-11, -4)
 (-10.5, -3.5)

LINE N
 (0.5, -4.5)
 (3, -5)
 (4, -5)
 (5, -4.5)
 (5.5, -3)

LINE O
 (9, 0)
 (9.5, 0.5)
 (10, -1)
 (10, -4)

LINE P
 (1.5, 8)
 (1.5, 6.5)
 (0, 5)
 (-1, 5)
 (-2.5, 6.5)
 (-2.5, 8)
 (-2, 7)

LINE Q
 (-2, 9.5)
 (-1, 8.5)
 (-2, 8.5)
 (-2, 9)
 (-1, 8.5)
 (-0.5, 9)
 (0, 10)

LINE R
 (-6, 4.5)
 (-4, 3)
 (-1, 3)

LINE S
 (-4, -8)
 (-1.5, -8)
 (-0.5, -7)
 (0.5, -8)
 (3, -8)

LINE T
 (2, 6.5)
 (2, 14)
 (1.5, 12)
 (1, 12.5)
 (0, 13)
 (-1, 13)
 (-2, 12.5)
 (-2.5, 12)
 (-3, 14)
 (-3, 6.5)

LINE U
 (-5, -9)
 (-6.5, -6)
 (-7, -4)
 (-6.5, -3)
 (-6.5, -1)
 (-7, 0)

LINE V
 (0, 1)
 (0.5, 2)
 (0.5, 0)
 (1, -0.5)
 (1.5, -0.5)
 (2, 0.5)
 (2, 1)
 (3, 0.5)
 (4, -0.5)
 (4.5, -1.5)
 (4, -1)
 (2.5, -1)
 (2, -1.5)
 (3, -2)
 (1, -1.5)
 (0.5, -1.5)
 (0, -2)
 (-0.5, -4)
 (-1, -2)
 (-1.5, -1.5)
 (-2, -1.5)
 (-4, -2)
 (-3, -1.5)
 (-3.5, -1)
 (-5, -1)
 (-5.5, -1.5)
 (-5, -0.5)
 (-4, 0.5)
 (-3, 1)
 (-3, 0.5)
 (-2.5, -0.5)
 (-2, -0.5)
 (-1.5, 0)
 (-1.5, 2)
 (-1, 1)
 (0, 1)



During the summer vacations explore Famous dance of Odisha..

- o Locate marked points in provided pictures.
- o Write all marked points on a sheet of paper and segregate them as per different quadrants and axes

Kindly revise chapter 2 polynomials as well and practice questions from the book.

CLASS IX
SCIENCE HOLIDAY HOMEWORK (26-27)
(BIOLOGY)

1. DRAW DIAGRAMS SHOWING MITOSIS AND MEIOSIS

2. HOW CELLS CONTROL GROWTH AND WHY CANCER HAPPENS. (COMMENT ON THE STATEMENT EXPLAINING CONTACT INHIBITION AND PROGRAMMED CELL DEATH)

(PROJECT WORK)

WORK SHEET ON CH- CELL

Question 1.

Plasma membrane is made up of which two components?

Answer: _____

Question 2.

What is hypotonic solution?

Answer: _____

Question 3.

What is hypertonic solution?

Answer: _____

Question 4.

What is isotonic solution?

Answer: _____

Question 5.

Cell wall is made up of which component?

Answer: _____

Question 6.

Give an example of unicellular organism.

Answer: _____

Question 7.

What is active transport?

Answer: _____

Question 8.

What is the intracellular source of digestive enzyme?

Answer: _____

Question 9.

What is endocytosis?

Answer: _____

Question 10.

Where are genes located?

Answer: _____

Question 11.

Name two structures found in plant cells but not in animal cells.

Answer: _____

Question 12.

Name two structures found in animal cells but not in plant cells.

Answer: _____

Question 13.

Which organelle is involved in the formation of lysosomes?

Answer: _____

Question 14.

Which organelle is the storage sac of solid and liquid materials?

Answer: _____

Question 15.

Which organelle serves as a channel for transport of materials between cytoplasm and nucleus?

Answer: _____

Question 16.

Differentiate between plant cell and animal cell on the basis of:

- Shape
- Cell wall
- Vacuole
- Plastids

Question 17.

Explain the process of osmosis with the help of an example.

Question 18.

Describe the structure and function of:

- Endoplasmic Reticulum

WORKSHEET ON CH-TISSUE

Note- Do this worksheet and keep in your biology portfolio file.

1 Name the following:

- a) Tissue which protects the entire body: _____
- b) A connective tissue with solid matrix: _____
- c) Tissue which stores fat: _____
- d) Thin hair like projections present at the free ends of cuboidal epithelium: _____
- e) Tissue forming inner lining of blood vessels: _____

2 Write one function each of : a) Squamous epithelium:

b) Fluid connective tissue:

3 Describe blood as a connective tissue.

4 State the function of ciliated columnar epithelium in respiratory tract.

5 What are the various types of animal tissues? Mention briefly the location of each class of tissues.

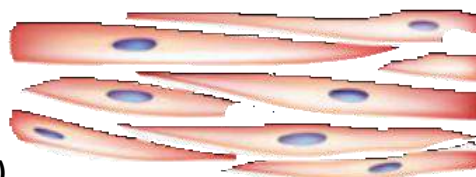
6. Where is apical meristem found in plants?

7. Name the tissue present in soft parts of the plants like pith and cortex.

8. Study the diagrams and answer the following questions.



(1)



(2)

a) Name the structures shown in 1 and 2 in the diagrams.

b) State the location and one major function of each of the structures.

NOTE: Work should be done in Biology portfolio file. You may either take a print out and complete and paste it in bio portfolio file OR may jot down the work directly in file.

CHEMISTRY

- Kindly complete all the Chemistry experiments and submit your file after holidays.
- Make a mindmap of Chemistry Chapter 5 in your Chemistry portfolio alongwith draw and label the following diagrams in the portfolio (REFER TEXTBOOK FOR THE DIAGRAMS)
 - (i) Distillation
 - (ii) Fractional Distillation of petroleum
 - (iii) Paper chromatography
 - (iv) Separation of immiscible liquids
 - (v) Sublimation of camphor
 - (vi) Process of coagulation
- Draw any ten laboratory apparatus and mention its use. (Work to be done in Chemistry portfolio file)

PHYSICS :

All students are instructed to complete their Physics practical file neatly and write all the Physics experiments in it.

- Also, a worksheet has been attached. Paste the worksheet in your fair Physics notebook and attempt the numericals.

ROSARY SENIOR SECONDARY SCHOOL																
CLASS: 9	HOLIDAY HOMEWORK	CHAPTER: Motion Around Us														
SUBJECT: PHYSICS	SESSION: 2026-27	BOOK: Exploration in CBRT														
INSTRUCTIONS: Draw the following graphs neatly in your notebook / Physics Fair Notebook using pencil and ruler. Answer all the questions in the space provided. Label the axes with proper quantities and units.																
<p>1. Uniform Motion – Position-Time Graph A cyclist moves on a straight road with a constant speed of 5 m/s.</p> <table border="1" style="width: 100%; border-collapse: collapse;"> <tr> <td>Time (s)</td> <td>0</td> <td>2</td> <td>4</td> <td>6</td> <td>8</td> <td>10</td> </tr> <tr> <td>Position (m)</td> <td>0</td> <td>10</td> <td>20</td> <td>30</td> <td>40</td> <td>50</td> </tr> </table>	Time (s)	0	2	4	6	8	10	Position (m)	0	10	20	30	40	50	<p>Draw Position-Time Graph</p>	<p>a) What type of motion is shown by the graph? _____</p> <p>b) Find the speed of the cyclist from the graph. _____</p> <p>c) Find the displacement of the cyclist in 10 s. _____</p>
Time (s)	0	2	4	6	8	10										
Position (m)	0	10	20	30	40	50										
<p>2. Non-Uniform Motion – Position-Time Graph A car moves with varying speed on a highway.</p> <table border="1" style="width: 100%; border-collapse: collapse;"> <tr> <td>Time (s)</td> <td>0</td> <td>2</td> <td>4</td> <td>6</td> <td>8</td> <td>10</td> </tr> <tr> <td>Position (m)</td> <td>0</td> <td>5</td> <td>15</td> <td>30</td> <td>50</td> <td>75</td> </tr> </table>	Time (s)	0	2	4	6	8	10	Position (m)	0	5	15	30	50	75	<p>Draw Position-Time Graph</p>	<p>a) Is the motion uniform or non-uniform? Give reason. _____</p> <p>b) During which interval does the car move faster? Why? _____</p> <p>c) Find the displacement of the car in 10 s. _____</p>
Time (s)	0	2	4	6	8	10										
Position (m)	0	5	15	30	50	75										
<p>3. Velocity-Time Graph for Uniform Acceleration A scooter starts from rest and gains speed uniformly.</p> <table border="1" style="width: 100%; border-collapse: collapse;"> <tr> <td>Time (s)</td> <td>0</td> <td>2</td> <td>4</td> <td>6</td> <td>8</td> <td>10</td> </tr> <tr> <td>Velocity (m/s)</td> <td>0</td> <td>4</td> <td>8</td> <td>12</td> <td>16</td> <td>20</td> </tr> </table>	Time (s)	0	2	4	6	8	10	Velocity (m/s)	0	4	8	12	16	20	<p>Draw Velocity-Time Graph</p>	<p>a) Find the acceleration of the scooter. _____</p> <p>b) Calculate the distance travelled by the scooter in 10 s by finding the area under the graph. _____</p>
Time (s)	0	2	4	6	8	10										
Velocity (m/s)	0	4	8	12	16	20										
<p>4. Velocity-Time Graph for Retardation A moving train slows down gradually before stopping.</p> <table border="1" style="width: 100%; border-collapse: collapse;"> <tr> <td>Time (s)</td> <td>0</td> <td>2</td> <td>4</td> <td>6</td> <td>8</td> <td>10</td> </tr> <tr> <td>Velocity (m/s)</td> <td>20</td> <td>16</td> <td>12</td> <td>8</td> <td>4</td> <td>0</td> </tr> </table>	Time (s)	0	2	4	6	8	10	Velocity (m/s)	20	16	12	8	4	0	<p>Draw Velocity-Time Graph</p>	<p>a) Identify the type of motion shown. _____</p> <p>b) Find the retardation of the train. _____</p> <p>c) Calculate the total distance travelled by the train before stopping by finding the area under the graph. _____</p>
Time (s)	0	2	4	6	8	10										
Velocity (m/s)	20	16	12	8	4	0										
<p>5. Object at Rest – Position-Time Graph A student waits at a bus stop for 10 minutes without changing position.</p> <table border="1" style="width: 100%; border-collapse: collapse;"> <tr> <td>Time (min)</td> <td>0</td> <td>2</td> <td>4</td> <td>6</td> <td>8</td> <td>10</td> </tr> <tr> <td>Position (m)</td> <td>15</td> <td>15</td> <td>15</td> <td>15</td> <td>15</td> <td>15</td> </tr> </table>	Time (min)	0	2	4	6	8	10	Position (m)	15	15	15	15	15	15	<p>Draw Position-Time Graph</p>	<p>a) What does the shape of the graph indicate? _____</p> <p>b) What is the speed of the student? _____</p> <p>c) What is the displacement of the student in 10 minutes? _____</p>
Time (min)	0	2	4	6	8	10										
Position (m)	15	15	15	15	15	15										
<p>NOTE: 1. Draw all graphs neatly with proper scale. 2. Label both axes with quantities and units. 3. All answers must be written in the space provided. 4. This worksheet should be pasted in your Science Fair Notebook at the end of the holiday homework.</p>		<p>DATE: _____</p> <p>TEACHER'S SIGN: _____</p>														

ROSARY SR. SEC. SCHOOL



Radio colony, Kingsway camp, Delhi - 110009

HOLIDAY HOMEWORK

Subject: Social Science | Class IX

Dear Students,

Prepare a creative and informative project on "Disaster Management" by choosing any ONE disaster from the list below.

-  Earthquake (Bhuj Earthquake)
-  Flood (Kedarnath / Assam Floods)
-  Cyclone (Cyclone Amphan / Odisha Cyclone)
-  Tsunami (Indian Ocean Tsunami)
-  Drought
-  Fire
-  Industrial Disaster

1 Introduction to the Disaster

- Meaning of the disaster
- Causes
- Areas commonly affected

2 Effects of the Disaster

- Impact on human life
- Impact on property
- Impact on environment
- Impact on economy

3 Preventive and Safety Measures

- Precautions before the disaster
- Precautions during the disaster
- Precautions after the disaster

4 Emergency Preparedness

- Design a Disaster Emergency Kit
- Explain the importance of first-aid box, torch, medicines, water, dry food, and documents

5 Case Study

- Date and place
- Causes of the disaster
- Damage caused
- Rescue and relief operations
- Lessons learnt

6 Creative Activity (Any One)

- 🧠 Poster Making
- ✍️ Slogan Writing
- 📄 Safety Pamphlet
- 🖼️ Collage on Disaster Awareness

IMPORTANT INSTRUCTIONS

- All work must be neatly done in a scrapbook/project file.
- Handwritten work is compulsory.
- Use colourful headings, diagrams, charts, and pictures.
- Maintain creativity and proper presentation.

Learn & Revise

- Learn all the chapters completed so far in class.

 **Happy Learning! Stay Aware, Stay Safe!** 

Kindly submit the project by 10th July 2026.